

## KROMPRINT

### PRODUCT DESCRIPTION:

A 125-µm, high-performance, multi-layered, cast film, which is coated with a pressure-sensitive, solvent-based, acrylic adhesive. Structured adhesive for faster application and air evacuation. Intended for latex and UV inkjet printing in the case of 2D surface application. However, for 3D surface application, exclusively latex inkjet technology. Specially designed for temporary vehicle full wraps. The relative conformability enables the wrapping of certain curved or 3D-textured (welds or riveted) surfaces. Gloss surface finish with mirror effect.

### FILM FEATURES:

• Thickness	(Indicative value) <b>125 µm</b>	
• Total thickness	(Indicative value) <b>305 µm</b>	
• Total weight	(Average values) <b>375 g/m<sup>2</sup></b>	Method <b>HEXGSM001</b>
• Tensile strength	(Average values) <b>min. 15 N/25 mm</b>	Method <b>HEXNFX41021</b>
• Elongation at break	(Average values) <b>min. 90 %</b>	Method <b>HEXNFX41021</b>
• Shrinkage 168 hours at 70 °C (158 °F)	(Average values) <b>&lt; 0.4 mm</b>	Method <b>HEXRET001</b>

### LINER:

- 100-µm, embossed, silicone-coated PET liner.
- Stable under hygrometric variations

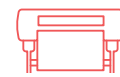
### ADHESIVE PROPERTIES:

(Measured average values at publication of the technical data sheet)

• Peel strength test at 180°; Measurement support glass	(Average values)	Method
after 20 minutes of application	<b>16 N/25 mm</b>	<b>HEXFTM001</b>
after 24 hours of application	(Average values) <b>18 N/25 mm</b>	Method <b>HEXFTM001</b>
• Initial tack	(Average values) <b>17 N/25 mm</b>	Method <b>HEXFTM009</b>
• Release	(Average values) <b>0.3 N/25 mm</b>	Method <b>HEXFTM003</b>
• The adhesive is resistant to most chemicals (alcohol, diluted acids, oils).		

### ADHESIVE:

- Solvent-based acrylic adhesive.
- Structured adhesive for faster application and air evacuation.
- Immediate and permanent adhesion, optimal after 24 hours of contact.



## PRINTING GUIDE:

- The film must be thoroughly inspected before printing.
- HEXIS decline all responsibility in the case of complaints made following the report of an appearance flaw (scratches, bubbles, matt area, etc.) noticed after printing or renewed cutting and winding of the film.
- Use the «Output platen protector» printer tool when printing latex films in order to prevent the liner from sticking to the printer's heating unit.
- It is recommended to wind up the film at the printer output to protect it from dust and scratches.
- For 3D applications:
  - Film printed with latex inkjet technology
- For 2D applications:
  - Film printed with latex inkjet technology or UV inkjet technology.
- Touch-dry after less than 10 minutes depending on printer used.
- Optimal drying time for the inks before laminating or further processing is 24 hours minimum.
  - The surface finish of your printings may be modified/improved/protected by applying the appropriate laminate:
    - For 3D applications:
      - Film printed with latex inkjet technology: Protect the printed film with the PC500G2 or PC300 laminates.
    - For 2D applications:
      - Film printed with latex inkjet technology: Protect the printed film with a V750 laminate.
      - Film printed with UV inkjet technology: Protect the printed film with a VCR750 laminate.

## USER'S INSTRUCTIONS:

- Dry application method

*It is mandatory to use the so-called «dry» application method with this film, due to its HEX'PRESS liner. This technology means you can easily reposition the film on the substrate during application, while not excluding the squeegeeing step for optimal adhesion of the film to the substrate.*

- Recommended minimum application temperature: +20 °C (+68 °F) Apply preferably between 20 °C and 25 °C (+68 °F and +95 °F).
- Operating temperature range: -40 °C to +90 °C (-40 °F to +194 °F)
  - Prior to any application of KROMPRINT film to a vehicle equipped with a driver assistance system such as a lane-change assistant, run a test to verify the compatibility between the film and the assistance system.

*HEXIS decline any responsibility in the case of malfunction of one of these driver assistance systems if the vehicle sensors have been covered with KROMPRINT film.*

- Prior to any film application to a substrate prone to degassing, it is the responsibility of the prescriber and applicator to verify the compatibility of the film with the substrate and to carry out an optimal substrate degassing (in the case of synthetic glass such as PMMA, polycarbonate, etc.). The applicator is liable for any appearance of bubbles due to substrate degassing.
- It is mandatory to wear gloves (GANTSCOV) when handling the film.

*The KROMPRINT film is a fragile product, which is sensitive to scratching and pressure marks.*

- The film must be thoroughly inspected before printing.

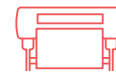
*HEXIS decline all responsibility in the case of complaints made following the report of an appearance flaw (scratches, bubbles, matt area, etc.) noticed after printing or renewed cutting and winding of the film.*

- The film must only be applied by a qualified professional.
- Conformable product, particularly suitable for vehicles.
- Cut the film to the size of the part to be wrapped, allowing +10 cm (4 in.) of extra margin.
- The roll must be closed immediately and properly (masking tape) after use.

*The remaining film must be stored on its original core to allow the film to keep an optimal aspect.*

- It is recommended to remove all removable components (those that might hinder the application: covers, strips, indicator lights, etc.).
- The application surface must be clean, dry, smooth, non-porous and free of any traces of oil, grease, wax, silicon or components obtained via nanotechnology processes.

*HEXIS absolve themselves from any liability in the case of complaints made if lifting of the film occurs following the failure to respect the cleaning instructions for the substrate described in the Application Guide available on the «Professionals» pages, category «Wrap vinyls», on our site [www.hexis-graphics.com](http://www.hexis-graphics.com).*



- Heating temperature of the film during application procedures: 30 °C à 40 °C (86 °F to +104 °F).
- Maximum acceptable deformation: 20 %.

*Given its composition, the KROMPRINT film can undergo a slight and irreversible alteration of its appearance (whitening, loss of gloss, etc.) if the film is stretched/deformed beyond its limits. This type of defect is not covered by the HEXIS warranty.*

- If possible, make the finishing cuts around 3 mm (0.12 in.) wider than the surface to be wrapped. Then apply the surplus film to the adjacent or opposite sides, under the seals and strips, etc.

*This procedure aims to limit the risk of the product peeling off, caused by the mechanical constraints exerted on the edges of the film.*

- Adhesion to glass, steel, aluminium, PVC, melamine, etc. except grain substrates or substrates coated with acrylic paint.
- For all already painted substrates, apply only to original, undamaged, correctly prepared paintwork, or on paintwork that matches the manufacturer's quality requirements and specifications. This type of paintwork must be dried and entirely degassed at the time of wrapping.

*HEXIS absolve themselves from any liability for applications done on non-conforming or incompatible substrates.*

*Caution: Wait 92 hours after application, for optimal adhesion, before carrying out the first cleaning procedure with water.*

*HEXIS absolve themselves from any liability for cleaning procedures performed with products with undetermined additives, high pressure or automatic cleaning equipment, or any methods not specifically approved by HEXIS in writing.*

## OPERATING RECOMMENDATIONS:

- To prevent any risk of film lifting, it is recommended to reinforce the borders:
  - of the straight or slightly curved cuttings of the KROMPRINT film using RSSEAL sealing tape strips.
  - of the complex shapes (such as flames) with patches of glossy BODYFENCE film that cover the entire cutting.

*Due to the difference in gloss between the KROMPRINT film and the RSSEAL sealing tape or BODYFENCE patch, demarcations may be more or less visible. HEXIS advise you to carry out a visual assessment test on a reference film sample prior to any border reinforcement.*

- Recommendations (whenever possible): Sunlight and prolonged exposure to weathering and pollution may provoke ageing of the film(1). A vehicle wrapped with KROMPRINT film must be protected from bad weather (rain, dew...) as often as possible: during the day, park in the shade; at night, park the vehicle in a closed garage (otherwise, cover the vehicle with a loose protective cover).
- The colour of the films is controlled by HEXIS in order to ensure faithful reproduction of their colour tints. Nevertheless, in the case that your project requires the use of several rolls of the same colour reference, HEXIS recommend using only a single batch number of each reference.
- For each project, a sample (size: approximately A4 format) of each roll must be archived.

*HEXIS reserve the right to refuse any client complaint for which the client is unable to provide the unused samples of the film suspected of non-conformity.*

- For more information on the application method of the KROMPRINT film, please refer to its Application Guide under the «Professionals» heading, in the «Digital printing media» category on our website [www.hexis-graphics.com](http://www.hexis-graphics.com).

## STORAGE:



Storage period before use  
**1 year**



Storage temperature  
**+15 °C to +25 °C (+59 °F to +77 °F)**



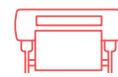
Relative humidity during storage  
**with relative humidity between 30 % and 70 %**



Storage method before use  
**in its unopened original packaging**



Roll storage method after use  
**After use: Roll stored in its properly closed (using masking tape), original packaging at a temperature ranging from 15 °C to 25 °C (from +59 °F to +77 °F) and a relative humidity between 30 % and 70 %.**



## **DURABILITY:** (Central European climate)

- **Vertical outdoor exposure:**  
Unprinted, uncleaned: up to 5 years.  
Printed and laminated:
  - PC500G2 or PC300: 5 years;
  - V750: 4 years;
  - VCR750: 3 years.Printed: 2 years.
- **Cleaned film without protection:** dependent on the method and frequency of the cleaning.

*To find the indicative durabilities of the films for any other exposure and geographical area, please refer to the «Conversion rules for indicative durabilities according to geographical area» chart available under Durability, on the «Professionals» pages on our site [www.hexis-graphics.com](http://www.hexis-graphics.com).*

## **NOTES:**

(1) If an important degradation of the film (due to prolonged exposure to sunlight, weathering, polluting agents) appears (discolouration, powdering, tanning...), it must be removed immediately from the vehicle in order to avoid any damage to the underlying paintwork.

Due to the great variety of substrates and the growing number of new applications, the installer must check the suitability of the medium for each application. The measuring methods for the standards quoted above served as the basis for the development of our own measuring methods, which are available on request. Please feel free to contact us to get the latest instructions in use. All of the published information is based on measurements regularly performed in the laboratory. The published information does not however constitute a binding guarantee. The seller cannot be held liable for indirectly related damages and assumes no liability for claims that are higher than the replacement value of the purchased product. All specifications are subject to potential changes without prior notice. Our specifications are automatically updated on our website [www.hexis-graphics.com](http://www.hexis-graphics.com).