



HX30SCHOOS SERIE2 (HX30SCH16S / HX30SCH17S / HX30SCH18S)

PRODUCT DESCRIPTION:

110-µm, high-performance PVC films, which are coated with a pressure-sensitive, solvent-based, acrylic adhesive. Structured adhesive for faster application and air evacuation. Specially designed for temporary vehicle wraps. The relative conformability enables the wrapping of certain curved or 3D-textured (weldings and rivets) surfaces. Metallic, satin surface finish.

FILM FEATURES:

Thickness	(Indicative value) 110 µm (4.3 mil.)	
Tensile strength	(Average values) min. 15 N/25 mm	Method HEXNFX41021
Elongation at break	(Average values) min. 100 %	Method HEXNFX41021
Shrinkage 168 hours at 70 °C (158 °F)	(Average values) < 0.4 mm	Method HEXRET001

LINER:

Embossed, silicone-coated PET liner, 150 µm.
Stable under hygrometric variations

ADHESIVE PROPERTIES:

(Measured average values at publication of the technical data sheet)

Peel strength test at 180° ; Measurement support glass		
after 20 minutes of application	(Average values) 7 N/25 mm	Method HEXFTM001
after 24 hours of application	(Average values) 10 N/25 mm	Method HEXFTM001
Initial tack	(Average values) 7 N/25 mm	Method HEXFTM009
Release	(Average values) 0.2 N/25 mm	Method HEXFTM003

ADHESIVE:

Solvent-based acrylic adhesive.
Structured adhesive for faster application and air evacuation.
Immediate and permanent adhesion, optimal after 24 hours of contact.

USER'S INSTRUCTIONS:

Dry application method

Recommended minimum application temperature: +20 °C (+68 °F) Apply preferably between 20 °C and 25 °C (+68 °F and +95 °F).

Operating temperature range: -40 °C to +90 °C (-40 °F to +194 °F)

Sens d'application du film: For a uniform visual aspect, it is necessary to keep the same film application direction in order to ensure colour homogeneity according to the viewing angle.

- Prior to any application of Super Chrome film to a vehicle equipped with a driver assistance system such as a lane-change assistant, run a test to verify the compatibility between the film and the assistance system.

HEXIS decline any responsibility in the case of malfunction of one of these driver assistance systems if the vehicle sensors have been covered with Super Chrome film.

- Prior to any film application to a substrate prone to degassing, it is the responsibility of the prescriber and applicator to verify the compatibility of the film with the substrate and to carry out an optimal substrate degassing (in the case of synthetic glass such as PMMA, polycarbonate, etc.). The applicator is liable for any appearance of bubbles due to substrate degassing.
- Relatively conformable product, suitable exclusively for vehicles and other products on wheels.



Computer-aided cutting is at the customer's judgement.

- The film must only be applied by a qualified professional.
- The film must be thoroughly inspected before removal of the liner.

HEXIS decline all responsibility in the case of complaints made following the report of an appearance flaw (scratches, bubbles, ...) noticed after film application or renewed cutting and winding of the film.

- Cut the film to the size of the part to be wrapped, allowing +10 cm (4 in.) of extra margin.
- The roll must be closed immediately and properly (masking tape) after use.

The remaining film must be stored on its original core to allow the film to keep an optimal aspect.

- It is recommended to remove all removable components (those that might hinder the application: covers, strips, indicator lights, etc.).
- The application surface must be clean, dry, smooth, non-porous and free of any traces of oil, grease, wax, silicon or components obtained via nanotechnology processes.

HEXIS absolve themselves from any liability in the case of complaints made if lifting of the film occurs following the failure to respect the cleaning instructions for the substrate described in the Application Guide available on the «Professionals» pages, category «Wrap vinyls», on our site www.hexis-graphics.com.

- For a uniform visual aspect, it is necessary to keep the same film application direction in order to ensure colour homogeneity according to the viewing angle.
- In the case of a painted substrate, apply only to original, undamaged, correctly prepared paintwork, or on paintwork that matches the manufacturer's quality requirements and specifications. This type of paintwork must be dried and entirely degassed at the time of wrapping.

HEXIS absolve themselves from any liability for applications done on non-conforming or incompatible substrates.

- Heating temperature of the film during application procedures: 30 °C to 40 °C (86 °F to 104 °F).
- Maximum acceptable deformation: 30 %.
- If possible, make the finishing cuts around 3 mm (0.12 in.) wider than the surface to be wrapped. Then apply the surplus film to the adjacent or opposite sides, under the seals and strips, etc.

This procedure aims to limit the risk of the product peeling off, caused by the mechanical constraints exerted on the edges of the film.

- Carry out a finishing cleaning of the entire wrapped area. For this purpose, use the MATCLEAN product by ProTech® and a microfiber cloth in order to remove any impurities that may have been deposited during the film application, taking care to not press too firmly on the edges.
- Super Chrome films get dirty more easily than other gloss PVC films. This type of film requires a more gentle and more thorough cleaning than any other film with, depending upon the case, a natural sponge or microfiber cloth, water or the ProTech® products distributed by HEXIS.

Caution: Wait 92 hours after application, for optimal adhesion, before carrying out the first cleaning procedure with water.

HEXIS absolve themselves from any liability for cleaning procedures performed with products with undetermined additives, high pressure or automatic cleaning equipment, or any methods not specifically approved by HEXIS in writing.

OPERATING RECOMMENDATIONS:




- Recommendations (whenever possible): Sunlight and prolonged exposure to weathering and pollution may provoke ageing of the film⁽¹⁾. A vehicle wrapped with Super Chrome film must be protected from bad weather (rain, dew...) as often as possible: during the day, park in the shade; at night, park the vehicle in a closed garage (otherwise, cover the vehicle with a loose protective cover).
- The colour of the films is controlled by HEXIS in order to ensure faithful reproduction of their colour tints. Nevertheless, in the case that your project requires the use of several rolls of the same colour reference, HEXIS recommend using only a single batch number of each reference.
- For each project, a sample (size: approximately A4 format) of each roll must be archived.



HEXIS reserve the right to refuse any client complaint for which the client is unable to provide the unused samples of the film suspected of non-conformity.

- For further information on the application method of the Super Chrome films, please refer to the Application Guide available under the «Professionals» heading, category «Wrap vinyls», on our site www.hexis-graphics.com.



STORAGE:

-  Storage period before use
2 years
-  Storage temperature
+15 °C to +25 °C (+59 °F to +77 °F)
-  Relative humidity during storage
with relative humidity between 30 % and 70 %

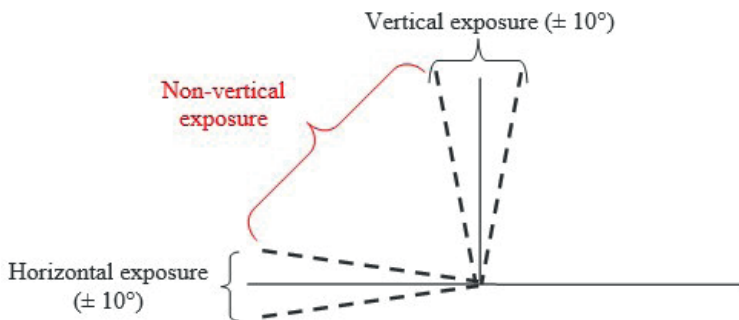
-  Storage method before use
in its unopened original packaging
-  Roll storage method after use
After use: Roll stored in its properly closed (using masking tape), original packaging at a temperature ranging from 15 °C to 25 °C (from +59 °F to +77 °F) and a relative humidity between 30 % and 70 %.

DURABILITY: CENTRAL EUROPEAN CLIMATE

- Vertical outdoor exposure, uncleaned film: up to 4 years.
- Cleaned film: dependent on the method and frequency of the cleaning.
- The durabilities indicated above are obtained specifically in vertical ($\pm 10^\circ$) outdoor exposure. Other positions accentuate climatic influences and an alteration in gloss or colour, or even a slight dusting may appear. Application to the vehicle bonnet is particularly severe, due to the horizontal exposure and the heat from the engine.
- The pigmentation (colour) of the PVC affects the stability duration of the dyes. An estimate of such a durability is confirmed by accelerated UV ageing and by natural outdoor weathering.
- To estimate the durabilities for non-vertical exposure, divide the durabilities by the factors given in the table below.

Exposure	Dividing factor ⁽²⁾ Central European climate
Non-vertical exposure	2
Horizontal exposure ($\pm 10^\circ$)	2,8

Chart: Dividing factor



- The real durability of a product depends on a large number of parameters, including, among others, the quality and preparation of the substrate, exposure (environment, climate, exposure angle), film maintenance, and degree of pollution.

To find the indicative durabilities of the films for any other exposure and geographical area, please refer to the «Conversion rules for indicative durabilities according to geographical area» chart available under Durability, on the «Professionals» pages on our site www.hexis-graphics.com.

NOTES:

- (1) If an important degradation of the film (due to prolonged exposure to sunlight, weathering, polluting agents) appears (discolouration, powdering, tanning...), it must be removed immediately from the vehicle in order to avoid any damage to the underlying paintwork.
- (2) The indications of durability noted in this document do not constitute a binding guarantee. They are an estimate of the time during which the film retains a correct surface finish, from a conventional viewing distance.
A slight and gradual change in colour and gloss is a natural and inevitable phenomenon inherent in the natural breakdown of the materials.

Due to the great variety of substrates and the growing number of new applications, the installer must check the suitability of the medium for each application. The measuring methods for the standards quoted above served as the basis for the development of our own measuring methods, which are available on request. Please feel free to contact us to get the latest instructions in use. All of the published information is based on measurements regularly performed in the laboratory. The published information does not however constitute a binding guarantee. The seller cannot be held liable for indirectly related damages and assumes no liability for claims that are higher than the replacement value of the purchased product. All specifications are subject to potential changes without prior notice. Our specifications are automatically updated on our website www.hexis-graphics.com.