



# SHAGLINE

## PRODUCT DESCRIPTION:

Knifeless cutting tool composed of an adhesive-coated, green, transparent, plastic film and a yellow filament of natural fibre. SHAGLINE can be used to cut vinyl films, from simple to very complex shapes and contours.



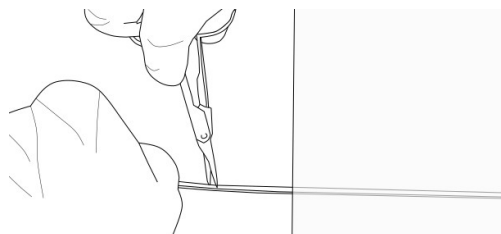
## FILM FEATURES:

- Largeur (Indicative value)  
3,5 mm

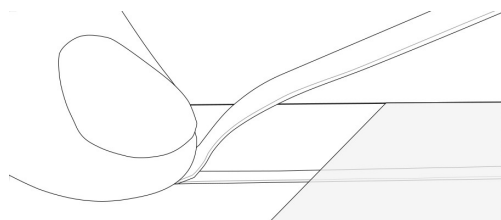
## USER'S INSTRUCTIONS

• Lay SHAGLINE on the clean and dry substrate surface in order to describe the contour or pattern you want to cut.  
*Make sure you keep an overlap of around 15 cm (5.91 in.) beyond the edge of the surface to be covered in order to easily grip the filament.*

- Cut SHAGLINE using scissors or a cutter.
- Apply the vinyl film to be cut to the substrate, following the adequate installation method (please refer to the documentation specific to the applied films). Leave additional material to overhang beyond the cutting filament. Make sure to prevent covering the filament segment that serves for gripping.

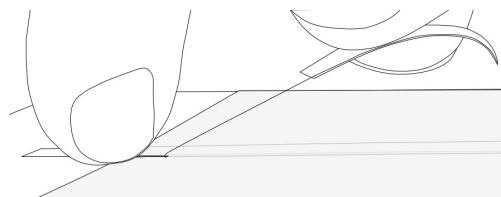


- Using scissors or a cutter, cut the green SHAGLINE film about 10 cm (3.94 in.) from the edge of the vinyl film to be cut.



- Fold back the SHAGLINE piece.
- Press a finger firmly on the fold.

- Sharply pull on the free end to release the cutting filament.
- Pull the thread to the edge of the vinyl film to be cut.



- Press a finger on the edge of the vinyl film to be cut in order to carry out a precise cut.
- Sharply pull on the filament to start cutting. Then, carefully and continuously, pull on it until completion of the film cutting.

- Remove the excess vinyl film and the residual plastic film of the SHAGLINE immediately after cutting.
- To finish, firmly squeegee the vinyl film edges.
- **Handle with care:** risk of serious injury if SHAGLINE is wrapped around the finger or hand when starting the cutting procedure, and during cutting as well.

## STORAGE:



Storage period before use  
**2 years**



Storage temperature  
**+21 °C (+70 °F)**



Relative humidity during storage  
**with relative humidity of 50 %**



Storage method before use  
**in its unopened original packaging**

## NOTES:

Due to the great variety of substrates and the growing number of new applications, the installer must check the suitability of the medium for each application. All of the published information is based on measurements regularly performed in the laboratory. The published information does not however constitute a binding guarantee. The seller cannot be held liable for indirectly related damages and assumes no liability for claims that are higher than the replacement value of the purchased product. All specifications are subject to potential changes without prior notice. Our specifications are automatically updated on our website [www.hexis-graphics.com](http://www.hexis-graphics.com).